



Ready to reset your
IA|METRIC account
password?

Follow these steps!



1

PLEASE NOTE:

Our website is optimized for modern internet browsers.

If you use an unsupported browser, our website may not display correctly.

We recommend using **Google Chrome** or **Mozilla Firefox** when accessing the IA|METRIC Portal.



2

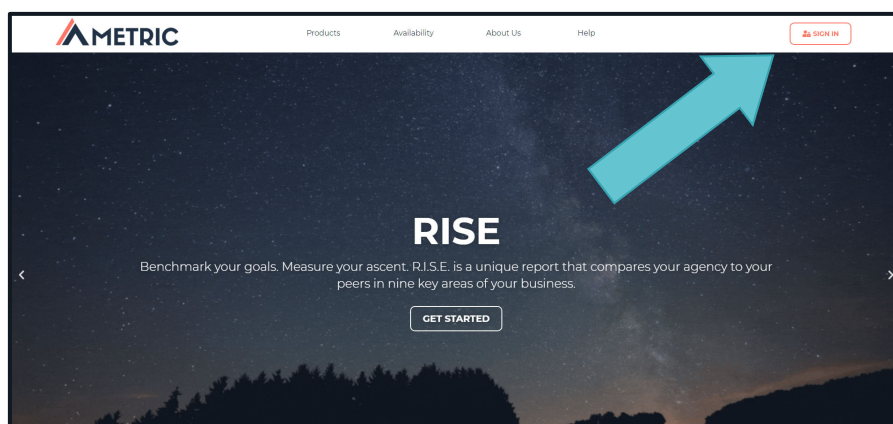
If you have never logged into the IA|METRIC Portal but have received direct communication from your state association about an account, you just need to **reset your password!** **Keep watching** and follow the steps in this video.

Otherwise, **contact us** to set up an account.



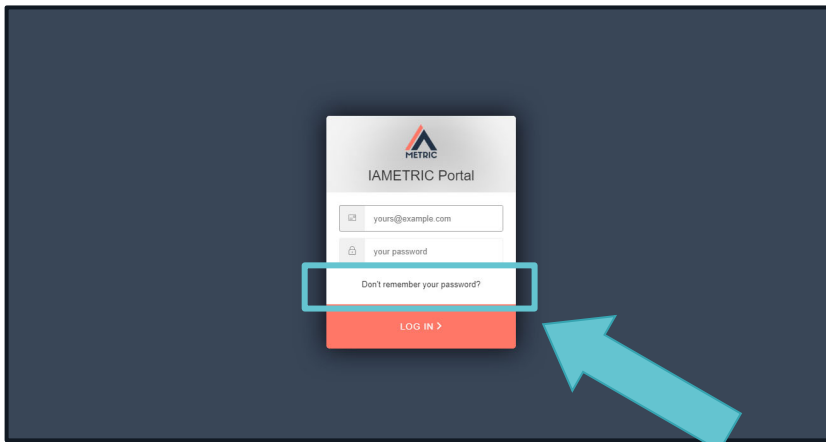
3

Go to <https://iametric.com> and click the "Sign In" button.



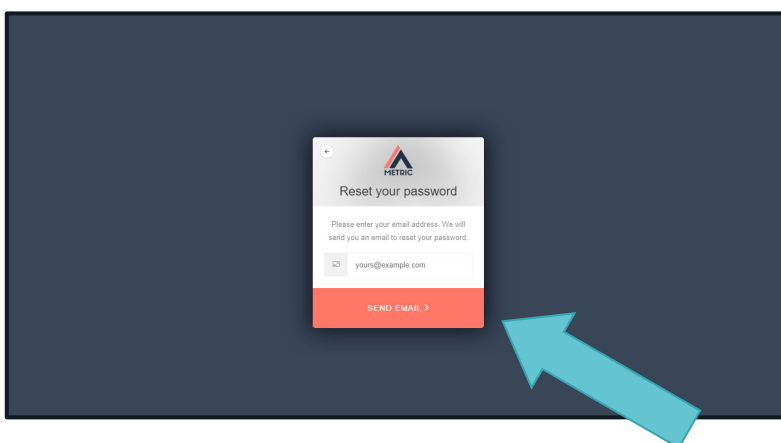
4

Click the **“Don’t remember your password?”** link above the log in button.



5

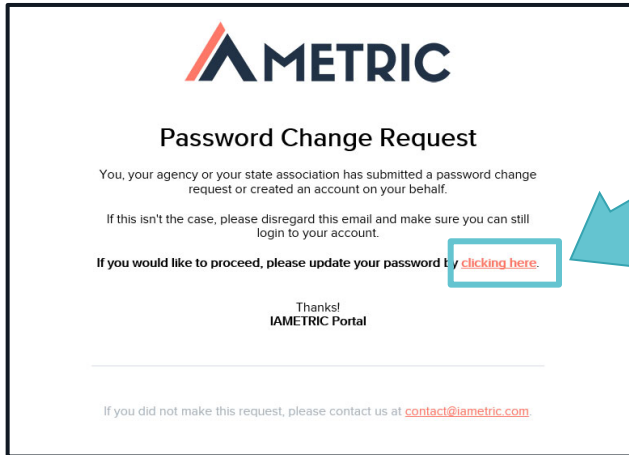
Enter the **same email address** to which you received communications about **IA|METRIC**, and click the **“Send Email”** button. **Leave this window open!**



6

Go to your email, open the message and click the **secure link** in the password reset email.

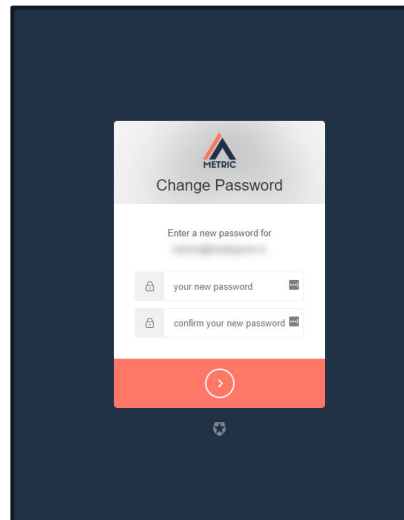
NOTE: Double check your spam folder!



7

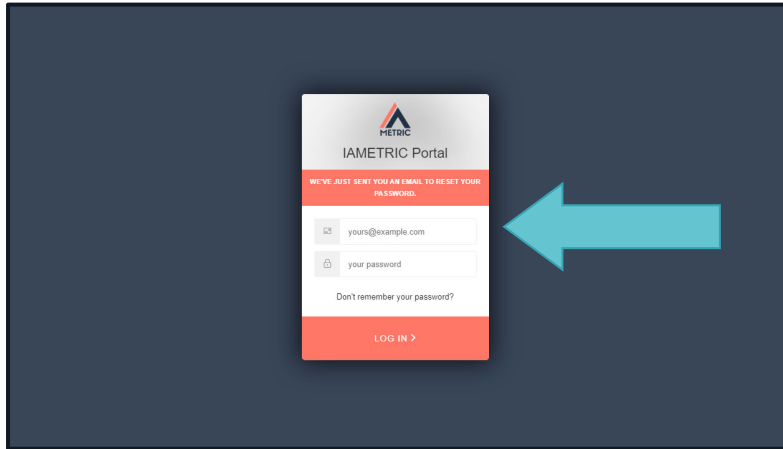
The link will take you to a password reset screen.

Follow the prompts to reset your password and click the pink button.




8

Go back to your original login screen, enter your email address and new password, and click the **“Log In”** button.



9

This will take you back to the IA|METRIC homepage. From here, you can access all our product pages, including R.I.S.E. and QuickClicks BDT!



10

